










Week 8 – 1/2 Remote Learning (MONDAY)

	Learning	Independent Activity															
<div>Reading</div> <div></div> <div>Printed resources: How to make a paper aeroplane PDF from website.</div>	<div>Learning intention:</div> <div>We are learning to read procedural texts.</div> <div>Success Criteria:</div> <div>I can make a paper aeroplane.</div>	<div><div><div>1. Watch the mini lesson on the Wix website.</div><div>2. Look at the procedural text below about how to make an aeroplane.</div><div>3. Carefully read all the parts of the 'How to make a paper aeroplane' text and follow the steps to make your own paper aeroplane.</div><div>4. Decorate your paper plane with some cool drawings and colours, then test how far it can fly outside.</div></div></div>															
<div>Writing</div> <div></div> <div>Printed resources: Snakes and Ladders game from website.</div>	<div>Learning Intention:</div> <div>We are learning to understand procedural text in a board game.</div> <div>Success Criteria:</div> <div>I can identify the features of a board game.</div>	<div><div><div>1. Choose a board game you have at home. If you can't find one, use the Snakes and Ladders attachment</div><div>2. Complete 'What Is In My Game?' table in your book or using the template.</div></div><div><table><tr><th colspan="5">BOARD GAME TITLE:</th></tr><tr><th>HOW MANY PLAYERS CAN PLAY?</th><th>WHAT EQUIPMENT DO YOU NEED TO PLAY?</th><th>WHAT ARE THE RULES/INSTRUCTIONS?</th><th>HOW DO YOU WIN?</th><th>WHAT IS THE THEME/TOPIC OF THIS GAME? <small>(Name, colour, date, time, location, subject etc.)</small></th></tr><tr><td></td><td></td><td></td><td></td><td></td></tr></table></div></div>	BOARD GAME TITLE:					HOW MANY PLAYERS CAN PLAY?	WHAT EQUIPMENT DO YOU NEED TO PLAY?	WHAT ARE THE RULES/INSTRUCTIONS?	HOW DO YOU WIN?	WHAT IS THE THEME/TOPIC OF THIS GAME? <small>(Name, colour, date, time, location, subject etc.)</small>					
BOARD GAME TITLE:																	
HOW MANY PLAYERS CAN PLAY?	WHAT EQUIPMENT DO YOU NEED TO PLAY?	WHAT ARE THE RULES/INSTRUCTIONS?	HOW DO YOU WIN?	WHAT IS THE THEME/TOPIC OF THIS GAME? <small>(Name, colour, date, time, location, subject etc.)</small>													
<div>Maths</div> <div></div>	<div>Mrs McMillan's Lesson:</div> <div>(If you are in Mrs Kent's, Mr Davis' or Mrs McMillan's school Maths class)</div> <div>Printed resources: Sharing worded problems sheet from website.</div> <div>Learning Intention: We are learning about fractions.</div> <div>Success Criteria: I can understand what a fair or equal share is. I can share objects equally into 2 groups.</div> <div>Watch Mrs McMillan's video to see how we can share a group of things. Complete worded problems in the attached sheet. Either print the sheet or write the answers in your Maths book.</div>	<div>Mr Davis' Maths Lessons:</div> <div>(If you are in Mrs Ainsworth's or Mrs W's school Maths class)</div> <div>Printed resources: Writing fractions Grade 2 worksheet from website.</div> <div>Learning Intention: We are learning about fractions.</div> <div>Success Criteria: I can write the fractions 1/2, 1/4 and 1/8.</div> <div>https://www.youtube.com/watch?v=j7WhRMvIQwo</div> <div>Watch video, then practise writing fractions by completing the sheet from the website. If you would like some extra practise, draw shapes in your Maths book. Break those shapes up into equal parts, shade a fraction then write the fraction you have made.</div>															

Week 8 – 1/2 Remote Learning (TUESDAY)

	Learning	Independent Activity														
<p>Reading</p> <p></p> <p>Printed resources: Long and short EA sort</p> <p>Snakes and Ladders (optional)</p>	<p>Learning intention: We are learning about the vowel 'e'.</p> <p>Success Criteria: I can recognise the 'ea' and can make a short and long 'e' sound.</p>	<ol style="list-style-type: none">1. Watch mini lesson video.2. Complete the Word Sort that explores the ea sound choice making the long and short sound.3. Read a Just Right Book for 20 minutes. Look for words with the 'ea' sound choice and decide if it is making the long or short sound.4. <i>Optional: Play Snakes and Ladders game to practise reading words with the ea sound choice.</i> <p>Please upload a photo of your work to OneNote.</p>														
<p>Writing</p> <p></p> <p>Printed resources: Making my game PDF from website.</p>	<p>Learning Intention: We are learning to create a board game.</p> <p>Success Criteria: I can write down my ideas and decorate my board.</p>	<ol style="list-style-type: none">1. Think about a board game you would like to create this week, and record your ideas on the 'Making My Game' page, or in your book.2. Decorate the board for your game with the theme of your choice. Don't forget to include the title of the game on the page. <p>MAKING MY GAME</p> <table><tr><td>I WILL USE THIS TEMPLATE:</td><td></td></tr><tr><td>NAME OF MY GAME:</td><td></td></tr><tr><td>THEME/TOPIC: (SPACE, SONIC, UNDER THE SEA, FAIRIES, CARS, TEDDY BEARS, ANIMALS)</td><td></td></tr><tr><td>NUMBER OF PLAYERS:</td><td></td></tr><tr><td>WHAT ARE THE RULES? HOW DO YOU WIN?</td><td></td></tr><tr><td>EQUIPMENT (WHAT DO YOU NEED TO PLAY?)</td><td></td></tr><tr><td>ANYTHING ELSE ABOUT YOUR BOARD GAME...</td><td></td></tr></table>	I WILL USE THIS TEMPLATE:		NAME OF MY GAME:		THEME/TOPIC: (SPACE, SONIC, UNDER THE SEA, FAIRIES, CARS, TEDDY BEARS, ANIMALS)		NUMBER OF PLAYERS:		WHAT ARE THE RULES? HOW DO YOU WIN?		EQUIPMENT (WHAT DO YOU NEED TO PLAY?)		ANYTHING ELSE ABOUT YOUR BOARD GAME...	
I WILL USE THIS TEMPLATE:																
NAME OF MY GAME:																
THEME/TOPIC: (SPACE, SONIC, UNDER THE SEA, FAIRIES, CARS, TEDDY BEARS, ANIMALS)																
NUMBER OF PLAYERS:																
WHAT ARE THE RULES? HOW DO YOU WIN?																
EQUIPMENT (WHAT DO YOU NEED TO PLAY?)																
ANYTHING ELSE ABOUT YOUR BOARD GAME...																
<p>Maths</p> <p></p>	<p>Mrs McMillan's Lesson: (If you are in Mrs Kent's, Mr Davis' or Mrs McMillan's school Maths class)</p> <p>Printed resources: Halving worksheet from website.</p> <p>Learning Intention: We are learning about fractions.</p> <p>Success Criteria: I can understand what a fair or equal share is. I can share objects equally into groups.</p> <p>When we share things equally, we need to make sure there is exactly half. Can you help this Queen bee to solve her problem? Print out the sheet or write the answers in your Maths book.</p>	<p>Mr Davis' Maths Lessons: (If you are in Mrs Ainsworth's or Mrs W's school Maths class)</p> <p>Printed resources: Mega chocolate bar challenge sheet from website.</p> <p>Learning Intention: We are learning about fractions.</p> <p>Success Criteria: I can recognise halves, quarters and eighths of a whole. https://www.youtube.com/watch?v=rH2998OdSmk&feature=youtu.be</p> <p>Watch video. Students complete the chocolate bar challenge. Use the image to assist with the task.</p>														


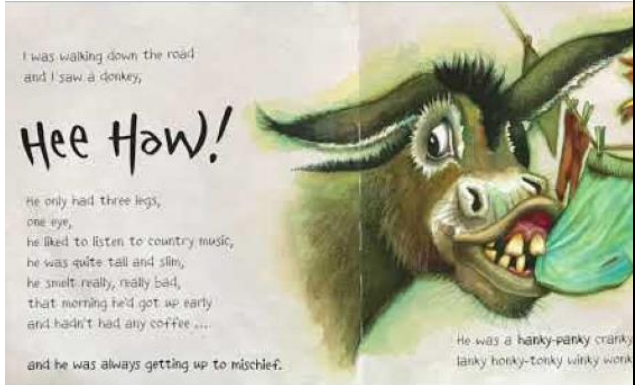

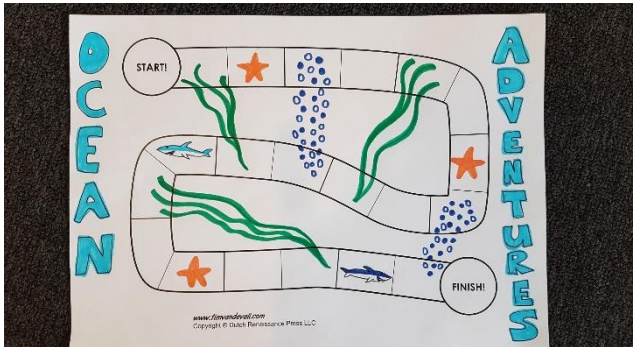
Please upload a photo of your work to OneNote.

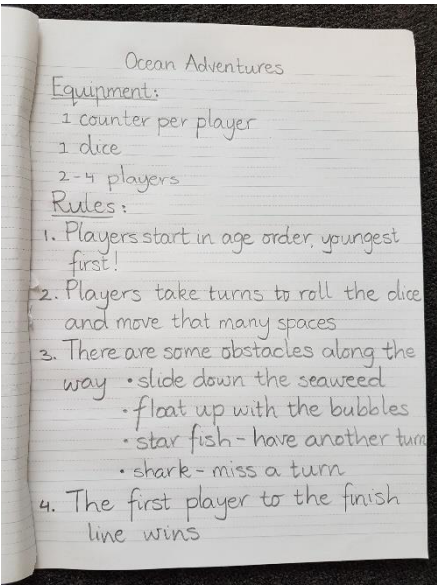


1 whole							
$\frac{1}{2}$				$\frac{1}{2}$			
$\frac{1}{4}$		$\frac{1}{4}$		$\frac{1}{4}$		$\frac{1}{4}$	
$\frac{1}{8}$	$\frac{1}{8}$	$\frac{1}{8}$	$\frac{1}{8}$	$\frac{1}{8}$	$\frac{1}{8}$	$\frac{1}{8}$	$\frac{1}{8}$

Halves
Quarters
Eighths





Please upload a photo of your work to OneNote.

Week 8 – 1/2 Remote Learning (THURSDAY)

	Learning	Independent Activity
<p>Reading</p> <p></p> <p>Printed resources: Donkey outline from website.</p>	<p>Learning intention: We are learning about the long e sound.</p> <p>Success Criteria: I can recognise the /ey/ and /y/ can make the long e sound.</p>	<p>1st. Watch the story online Wonky Donkey</p> <p>The Wonky Donkey</p>  <p>2nd. Go back to the start of the video and look at the title. Find all the words with /ey/ and /y/ making the long e sound in the title.</p> <p>3rd. Re-listen to 'The Wonky Donkey' text. Find the words with /ey/ and /y/ making the long e sound in the text.</p> <p>4th. As you read your 'Just Right' book today write down words with /ey/ and /y/ making the long e sound.</p> <p>5th. Add these /ey/ and /y/ words to your donkey and decorate. You can print the donkey from the website, or draw your own.</p>
<p>Writing</p> <p></p> <p>Printed resources: n/a</p>	<p>Learning Intention: We are learning to write a procedural text for a board game.</p> <p>Success Criteria: I can write the equipment that you need and numbered steps to follow.</p> <p>Please upload a photo of your work to OneNote.</p>	<ol style="list-style-type: none"> 1. Watch the mini lesson. 2. Write the title of your board game in your book. 3. Write the subheading EQUIPMENT, and anything you need to play the game, including the number of players. 4. Write the subheading RULES, and numbered steps with how to play. 5. Put this somewhere safe to publish next week! 

		
<p>Maths</p> 	<p>Mrs McMillan's Lesson: (If you are in Mrs Kent's, Mr Davis' or Mrs McMillan's school Maths class)</p> <p>Printed resources: Sharing Document from website.</p> <p>Learning Intention: We are learning about fractions.</p> <p>Success Criteria: I can understand what a fair or equal share is. I can share objects equally into groups.</p> <p>Watch 'The Doorbell Rang' https://www.youtube.com/watch?v=5_V6qwJkDF0</p> <p>Print out the attached sheet and cut out the cookies. See if you can share them equally between two people.</p>	<p>Mr Davis' Maths Lessons: (If you are in Mrs Ainsworth's or Mrs W's school Maths class)</p> <p>Printed resources:</p> <p>Learning Intention: We are learning about fractions. Success Criteria: I can identify halves, quarters and eighths of a collection.</p> <p>https://www.youtube.com/watch?v=nQUgBAsW2KA</p> <p>Using 16 counters or objects at home, students show how they can represent halves, quarters and eighths of their collection (described as sets in the video).</p> <p>Draw a picture in your Maths book to represent either halves, quarters or eighths of your collection. See image for an example of showing quarters of a collection.</p> 

Week 8 – 1/2 Remote Learning (FRIDAY)

	Learning	Independent Activity
<p>Reading</p> <p></p> <p>Printed resources: n/a</p>	<p>Learning intention: We are learning to read fluently.</p> <p>Success Criteria: I can read aloud to someone in my home.</p>	<ol style="list-style-type: none"> 1. Choose a 'Just Right' book to read. This could be on Epic in your 'Remote Learning' folder found in your mailbox, or a book that you have at home. 2. Read out loud to someone in your home for 10 minutes. 3. Continue reading independently in your head for 10 minutes. You can read for longer if you would like. 4. Listen to https://www.youtube.com/watch?v=og00fsKVZ68  <ol style="list-style-type: none"> 5. Make something special for your Dad or special person in writing today. There are lots of options on the website.
<p>Writing</p> <p></p> <p>Printed resources: See website for options.</p>	<p>Learning Intention: We are learning to write about someone special in our lives.</p> <p>Success Criteria: I can create something to celebrate Father's Day.</p>	<ol style="list-style-type: none"> 1. Choose one of the PDFs from the website to write about your dad or someone special in your life. You might also like to make a card.
<p>Maths</p> <p></p> <p>Resources: iPad or computer for Study Ladder</p>	<p>Mrs McMillan's Lesson: (If you are in Mrs Kent's, Mrs Davis' or Mrs McMillan's school Maths class)</p> <p>Study Ladder - complete 5 fractions tasks on Study Ladder (the yellow set task activities).</p>	<p>Mr Davis' Maths Lessons: (If you are in Mrs Ainsworth's or Mrs W's school Maths class)</p> <p>Study Ladder - complete 5 fractions tasks on Study Ladder (the yellow set task activities).</p>